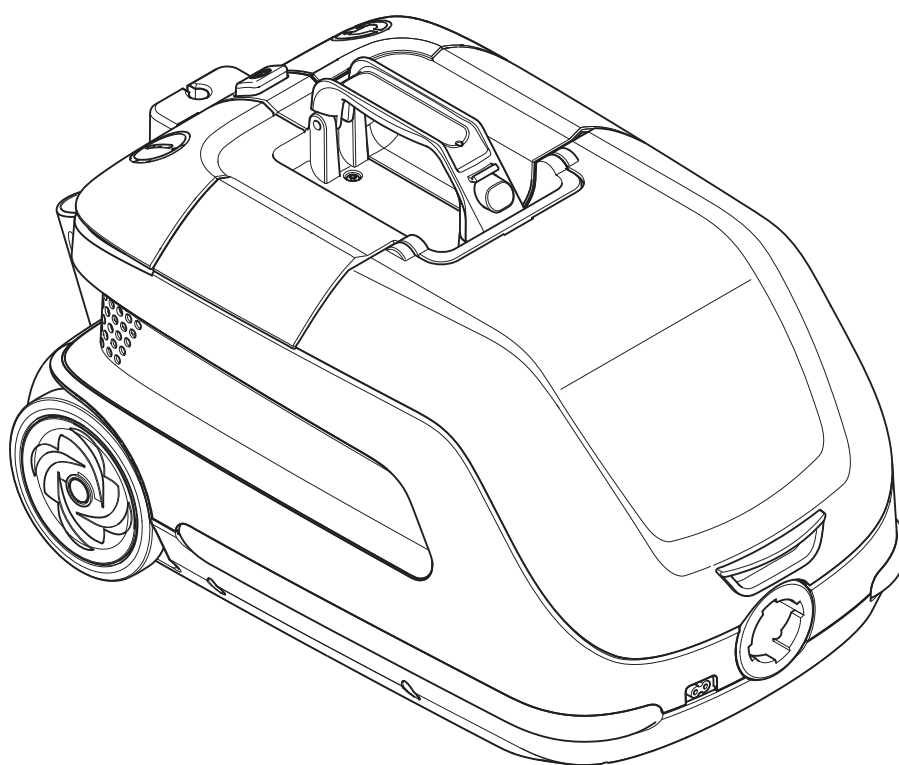



VP600 - Instructions for use



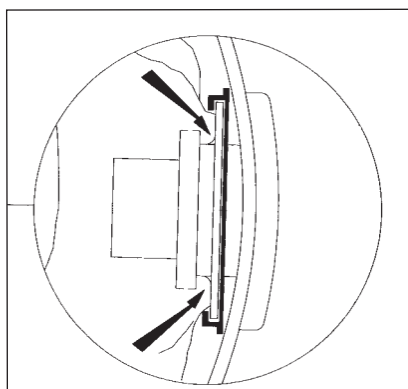
EN	Operating instructions	6
DE	Bedienungsanweisungen	12
FR	Instructions de fonctionnement	18
NL	Gebruiksaanwijzingen	25
IT	Istruzioni per l'uso	32
NO	Bruksanvisning	39
SV	Bruksanvisning	45
DA	Betjeningsvejledning	51
FI	Käyttöohje	57
ES	Instrucciones de funcionamiento	63
PT	Instruções de Funcionamento	69
EL	Οδηγίες λειτουργίας	76
TR	Kullanma Talimatları	83
SL	Navodila za delovanje	90
HR	Upute za uporabu	96
SK	Návod na obsluhu	102
CS	Návod k obsluze	108
PL	Instrukcje dotyczące obsługi	114
HU	Használati útmutató	121
RO	Instrucțiuni de utilizare	127
BG	Указания за експлоатация	133
RU	Руководство по эксплуатации	140
ET	Tööjuhised	147
LV	Norādījumi par ekspluatāciju	153
LT	Naudojimo instrukcija	159
JA	取扱説明書.....	165
ZH	操作说明	171

Setup and operation


1. To open



2. Dust bag





3. Hose connection




4. Cord storage




5. Tools





6. Filter change



7. Cable module change




8. Start / stop



9. Boost function


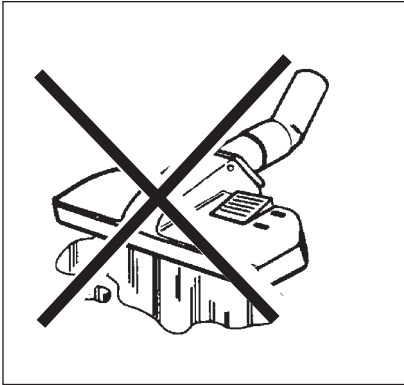
10. Cord rewind



11. Combi nozzle crevice adjustment



12. Warning



1 Important safety instructions

1.1 Symbols used to mark instructions

DANGER



Danger that leads directly to serious or irreversible injuries, or even death.

WARNING



Danger that can lead to serious injuries or even death.

CAUTION



Danger that can lead to minor injuries and damage.



Before starting up your vacuum cleaner for the first time, this instruction manual must be read through carefully. Save the instructions for later use.

1.2 Instructions for use

Besides the operating instructions and the binding accident prevention regulations valid in the country of use, observe recognised regulations for safety and proper use.

1.3 Purpose and intended use

This machine is for commercial use, for example in hotels, schools, hospitals, factories, shops and offices other than normal residential housekeeping purposes. Accidents due to misuse can only be prevented by those using the machine.

READ AND FOLLOW ALL SAFETY INSTRUCTIONS.

This machine is suitable for picking up dry, non-flammable dust.

Any other use is considered as improper use. The manufacturer accepts no liability for any damage resulting from such use. The risk for such use is borne solely by the user. Proper use also includes proper operation, servicing and repairs as specified by the manufacturer.

1.4 Important warnings

WARNING

- To reduce the risk of fire, electric shock, or injury, please read and follow all safety instructions and caution markings before use. This vacuum cleaner is designed to be safe when used for cleaning functions as specified. Should damage occur to electrical or mechanical parts, the cleaner and / or accessory should be repaired by a competent service station or the manufacturer before use in order to avoid further damage to the machine or physical injury to the user.
- To reduce the risk of electric shock – Do not use outdoor or on wet surfaces.
- This machine is for indoor use only.
- This machine shall only be stored indoors.
- Only use outlet socket for its intended use.
- Do not leave the machine when it is plugged in. Unplug

- from the socket when not in use and before maintenance.
- Do not use with damaged cord or plug. To unplug grasp the plug, not the cord. Do not handle plug or cleaner with wet hands. Turn off all controls before unplugging.
 - Do not pull or carry by cord, use cord as a handle, close a door on cord, or pull cord around sharp edges or corners. Do not run cleaner over cord. Keep cord away from heated surfaces.
 - Keep hair, loose clothing, fingers and all parts of the body away from openings and moving parts. Do not put any objects into openings or use with opening blocked. Keep openings free of dust, lint, hair, and anything else that could reduce the flow of air.
 - This machine is not suitable for picking up hazardous dust.
 - Do not use to pick up flammable or combustible liquids such as gasoline, or use in areas where they may be present.
 - Do not pick up anything that is burning or smoking, such as cigarettes, matches or hot ashes.
 - This appliance is not intended for use by persons (including children) with reduced physical, sensory or mental capabilities, or lack of experience and knowledge.
 - Children shall be supervised to make sure that they do not play with the appliance.
 - Cleaning and user maintenance shall not be made by children without supervision.
 - Use extra care when cleaning on stairs.
 - Do not use unless filters are fitted.
 - If the cleaner is not working properly or has been dropped, damaged, left outdoors, or dropped into water, return it to a service center or dealer.
 - If foam or liquid escapes from the machine, switch off immediately.
 - Operators shall be adequately instructed on the use of these machines.
 - This machine is for dry use only.

1.5 Double-insulated appliances

CAUTION

- Use only as described in this manual and only with the manufacturer's recommended attachments.
- BEFORE YOU PLUG IN YOUR CLEANER, check the rating plate at the cleaner to see if the rated voltage agrees within 10% of the voltage available.
- This appliance is provided with double insulation. Use only identical replacement parts. See instructions for servicing double insulated appliances.

In a double-insulated appliance, two systems of insulation are provided instead of grounding. No grounding means is provided on a double-insulated appliance, nor should a mean for grounding be added to the appliance. Servicing a double-insulated appliance requires extreme care and knowledge of the system, and should be done only by qualified service personnel. Replacement parts for a double-insulated appliance must be identical to the parts they replace. A double insulated appliance is marked with the words "DOUBLE INSULATION" or "DOUBLE INSULATED." The symbol (square within a square) may also be used on the product.

The machine is equipped with a specially designed cord which if damaged, must be replaced by a cord of the same type. This is available at authorised service centres and dealers and must be installed by trained personnel.

1.6 Electrical connection

WARNING

- The vacuum cleaner must not be used if the electrical cable or plug show any sign of damage. Regularly inspect the cable and the plug for damage. If this becomes damaged, it should be repaired only by Nilfisk or an authorised Nilfisk Service Dealer, in order to avoid a hazard.
- Do not handle the electrical cable or plug with wet hands.
- Do not unplug by pulling on cable. To unplug, grasp the plug, not the cable. The plug must always be removed from the socket outlet before starting any service or repair work of the machine or the cable.

1.7 Hazardous materials

WARNING

Vacuuming up hazardous materials can lead to serious or even fatal injuries.

The following materials must not be picked up by the vacuum cleaner:

- Hazardous dust

- Hot materials (burning cigarettes, hot ash, etc.)
- Flammable, explosive, aggressive liquids (e.g. petrol, solvents, acids, alkalis, etc.)
- Flammable, explosive dust (e.g. magnesium or aluminum dust, etc.)

1.8 Maintenance

Always keep the cleaner in a dry place. The cleaner is designed for continuous heavy work. Depending on the number of running hours – the dust filters should be renewed. Keep the container clean with a dry cloth, and a small amount of spray polish.

For details of after sales service contact Nilfisk directly.

1.9 Warranty

Our general conditions of business are applicable with regard to the guarantee.

Unauthorised modifications to the appliance, the use of incorrect brushes in addition to using the appliance in a way other than for the intended purpose exempt the manufacturer from any liability for the resulting damage.



As specified in European Directive 2012/19/EU on old electrical and electronic appliances, used electrical goods must be collected separately and recycled ecologically. Contact your local authorities or your nearest dealer for further information.

Specifications

		VP600 Basic EU	VP600 Basic UK	VP600 STD1 Aus/NZ	VP600 STD2 EU	VP600 STD2 UK
Voltage	V	220-240	220-240	220-240	220-240	220-240
Mains frequency	Hz	50/60	50/60	50/60	50/60	50/60
Power consumption IEC	W	800	800	350/800	350/800	350/800
Suction power, with hose+tube	W	200	200	200	75/200	75/200
Air flow rate	l/min	1800	1800	1800	1440/1800	1440/1800
Vacuum	kPa	22	22	22	15/22	15/22
Sound pressure level L_{PA} (IEC 60335-2-69)	dB(A)	58	58	58	58/53	58/53
Sound power level L_{WA} (IEC 60335-2-69)	dB(A)	71	71	71	71/66	71/66
Vibration ISO 5349 a_h	m/s ²	≤ 2,5	≤ 2,5	≤ 2,5	≤ 2,5	≤ 2,5
Power cord: Length	m	10	10	10	15	10
Insulation class		II	II	II	II	II
Type of protection		IP20	IP20	IP20	IP20	IP20
Dust bag net filling	I	8	8	8	8	8
Width	mm	300	300	300	300	300
Depth	mm	480	480	480	480	480
Height	mm	270	270	270	270	270
Weight	kg	7	7	7	7	7
Filter		2	2	2	2	2
Filter		HEPA H13	HEPA H13	HEPA H13	HEPA H13	HEPA H13

		VP600 STD2 US	VP600 STD2 CN	VP600 STD3 EU	VP600 STD3 UK	VP 600 STD3 JP	VP600 STD3 Aus/Nz
Voltage	V	120	220-240	220-240	220-240	100	220-240
Mains frequency	Hz	50/60	50/60	50/60	50/60	50/60	50/60
Power consumption IEC	W	350/800	800/350	350/800	350/800	350/800	350/800
Suction power, with hose+tube	W	75/200	75/200	75/200	75/200	75/200	75/200
Air flow rate	l/min	1440/1800	1440/1800	1440/1800	1440/1800	1440/1800	1440/1800
Vacuum	kPa	15/22	15/22	15/22	15/22	15/22	15/22
Sound pressure level L_{PA} (IEC 60335-2-69)	dB(A)	58/53	58/53	58/53	58/53	58/53	58/53
Sound power level L_{WA} (IEC 60335-2-69)	dB(A)	71/66	71/66	71/66	71/66	71/66	71/66
Vibration ISO 5349 a_h	m/s ²	≤ 2,5	≤ 2,5	≤ 2,5	≤ 2,5	≤ 2,5	≤ 2,5
Power cord: Length	m	10	15	10	8	7,5	10
Insulation class		II	II	II	II	II	II
Type of protection		IP20	IP20	IP20	IP20	IP20	IP20
Dust bag net filling	I	8	8	8	8	8	8

		VP600 STD2 US	VP600 STD2 CN	VP600 STD3 EU	VP600 STD3 UK	VP 600 STD3 JP	VP600 STD3 Aus/Nz
Width	mm	300	300	300	300	300	300
Depth	mm	480	480	480	480	480	480
Height	mm	270	270	270	270	270	270
Weight	kg	7	7	7	8	8	8
Filter		2	2	2	2	2	2
Filter		HEPA H13	HEPA H13	HEPA H13	HEPA H13	HEPA H13	HEPA H13

Specifications and details are subject to change without prior notice.

EU Declaration of conformity

Nilfisk A/S
Kornmarksvej 1
DK-2605 Broendby
DENMARK

Hereby solely declare, that the product:
Product: VAC - Commercial - Dry
Description: 220-240V, 50-60 Hz, IPX0
Type: VP600


Are in compliance with the following standards:

EN 60335-1:2012+A11:2014
EN 60335-2-69:2012
EN 55014-1:2006+A1:2009+A2:2011
EN 55014-2:1997+A1:2001+A2:2008
EN 61000-3-2:2006+A1:2009+A2:2009
EN 61000-3-3:2013
EN 50581:2012
EN 60312-1:2013

Following the provisions of:

Machinery Directive 2006/42/EC
EMC Directive 2014/30/EC
RoHS Directive 2011/65/EC
Ecodesign Directive 2009/125/EC
Ecodesign requirements for vacuum cleaners 666/2013/EC

Hadsund 26-04-2016



Anton Sørensen
Senior Vice President – Global R&D



HEAD QUARTER

DENMARK

Nilfisk A/S
Kornmarksvej 1
DK-2605 Broendby
Tel.: (+45) 4323 8100
www.nilfisk.com

SALES COMPANIES

ARGENTINA

Nilfisk srl.
Edificio Central Park
Herrera 1855, 6th floor/604
Ciudad de Buenos Aires
Tel.: (+54) 11 6091 1571
www.nilfisk.com.ar

AUSTRALIA

Nilfisk Pty Ltd
Unit 1/13 Bessemer Street
Blacktown NSW 2148
Tel.: (+61) 2 98348100
www.nilfisk.com.au

AUSTRIA

Nilfisk GmbH
Metzgerstrasse 68
5101 Bergheim bei Salzburg
Tel.: (+43) 662 456 400 90
www.nilfisk.at

BELGIUM

Nilfisk n.v.-s.a.
Riverside Business Park
Boulevard Internationalelaan 55
Bâtiment C3/C4 Gebouw
Bruxelles 1070
Tel.: (+32) 14 67 60 50
www.nilfisk.be

BRAZIL

Nilfisk do Brasil
Av. Eng. Luis Carlos Berrini, 550
40 Andar, Sala 03
SP - 04571-000 Sao Paulo
Tel.: (+11) 3959-0300 / 3945-4744
www.nilfisk.com.br

CANADA

Nilfisk Canada Company
240 Superior Boulevard
Mississauga, Ontario L5T 2L2
Tel.: (+1) 800-668-8400
www.nilfisk.ca

CHILE

Nilfisk S.A. (Comercial KCS Ltda)
Salar de Llamara 822
8320000 Santiago
Tel.: (+56) 2684 5000
www.nilfisk.cl

CHINA

Nilfisk
4189 Yindu Road
Xinzhuan Industrial Park
201108 Shanghai
Tel.: (+86) 21 3323 2000
www.nilfisk.cn

CZECH REPUBLIC

Nilfisk s.r.o.
VGP Park Horní Počernice
Do Čertous 1/2658
193 00 Praha 9
Tel.: (+420) 244 090 912
www.nilfisk.cz

DENMARK

Nilfisk Danmark A/S
Industrivej 1
Hadsund, DK-9560
Tel.: 72 18 21 20
www.nilfisk.dk

FINLAND

Nilfisk Oy Ab
Koskelontie 23 E
02920 Espoo
Tel.: (+358) 207 890 600
www.nilfisk.fi

FRANCE

Nilfisk SAS
26 Avenue de la Baltique
Villebon sur Yvette
91978 Courtabouef Cedex
Tel.: (+33) 169 59 87 00
www.nilfisk.fr

GERMANY

Nilfisk GmbH
Guido-Oberdorfer-Straße 2-10
89287 Bellenberg
Tel.: (+49) (0)7306/72-444
www.nilfisk.de

GREECE

Nilfisk A.E.
Αναπαύσεως 29
Κορωπί T.K. 194 00
Tel.: (30) 210 9119 600
www.nilfisk.gr

HOLLAND

Nilfisk B.V.
Versterkerstraat 5
1322 AN Almere
Tel.: (+31) 036 5460760
www.nilfisk.nl

HONG KONG

Nilfisk Ltd.
2001 HK Worsted Mills
Industrial Building
31-39, Wo Tong Tsui St.
Kwai Chung, N.T.
Tel.: (+852) 2427 5951
www.nilfisk.com

HUNGARY

Nilfisk Kft.
II. Rákóczi Ferenc út 10
2310 Szigetszentmiklós-Lakihegy
Tel.: (+36) 24 475 550
www.nilfisk.hu

INDIA

Nilfisk India Limited
Pramukh Plaza, 'B' Wing, 4th floor, Unit
No. 403
Cardinal Gracious Road, Chakala
Andheri (East) Mumbai 400 099
Tel.: (+91) 22 6118 8188
www.nilfisk.in

IRELAND

Nilfisk
1 Stokes Place
St. Stephen's Green
Dublin 2
Tel.: (+35) 3 12 94 38 38
www.nilfisk.ie

ITALY

Nilfisk SpA
Strada Comunale della Braglia, 18
26862 Guardamiglio (LO)
Tel.: (+39) (0) 377 414021
www.nilfisk.it

JAPAN

Nilfisk Inc.
1-6-6 Kita-shinyokohama, Kouhoku-ku
Yokohama, 223-0059
Tel.: (+81) 45548 2571
www.nilfisk.com

MALAYSIA

Nilfisk Sdn Bhd
Sd 33, Jalan KIP 10
Taman Perindustrian KIP
Sri Damansara
52200 Kuala Lumpur
Tel.: (60) 3603 627 43 120
www.nilfisk.com

MEXICO

Nilfisk de Mexico, S. de R.L. de C.V.
Pirineos #515 Int.
60-70 Microparque
Industrial WSantiago
76120 Queretaro
Tel.: (+52) (442) 427 77 00
www.nilfisk.com

NEW ZEALAND

Nilfisk Limited
Danish House
6 Rockridge Avenue
Penrose, Auckland 1061
Tel.: (+64) 9526 3890
www.nilfisk.com.au

NORWAY

Nilfisk AS
Bjørnerudveien 24
1266 Oslo
Tel.: (+47) 22 75 17 80
www.nilfisk.no

PERU

Nilfisk S.A.C.
Calle Boulevard 162, Of. 703, Lima 33-
Perú
Lima
Tel.: (511) 435-6840
www.nilfisk.com

POLAND

Nilfisk Sp. Z.O.O.
Millenium Logistic Park
ul. 3 Maja 8, Bud. B4
05-800 Pruszków
Tel.: (+48) 22 738 3750
www.nilfisk.pl

PORTUGAL

Nilfisk Lda.
Sintra Business Park
Zona Industrial Da Abrunheira
Edifício 1, 1º A
P2710-089 Sintra
Tel.: (+351) 21 911 2670
www.nilfisk.pt

RUSSIA

Nilfisk LLC
Vyatskaya str. 27, bld. 7/1st
127015 Moscow
Tel.: (+7) 495 783 9602
www.nilfisk.ru

SINGAPORE

Den-Sin
22 Tuas Avenue 2
639453 Singapore
Tel.: (+65) 6268 1006
www.densin.com

SLOVAKIA

Nilfisk s.r.o.
Bancíkovej 1/A
SK-821 03 Bratislava
Tel.: (+421) 910 222 928
www.nilfisk.sk

SOUTH AFRICA

WAP South Africa
12 Newton Street
Spartan 1630
Tel.: (+27) 11 975 7060
www.wap.com.za

SOUTH KOREA

Nilfisk Korea
3F Duksoo B/D, 317-15
Sungsoo-Dong 2Ga
Sungdong-Gu, Seoul
Tel.: (+82) 2497 8636
www.nilfisk.co.kr

SPAIN

Nilfisk S.A.
Torre d'Ara,
Passeig del Rengle, 5 Plta. 10ª
08302 Mataró
Tel.: (34) 93 741 2400
www.nilfisk.es

SWEDEN

Nilfisk AB
Taljegårdsgatan 4
431 53 Möndal
Tel.: (+46) 31 706 73 00
www.nilfisk.se

SWITZERLAND

Nilfisk AG
Ringstrasse 19
Kircheberg/Industri Stelz
9500 Wil
Tel.: (+41) 71 92 38 444
www.nilfisk.ch

TAIWAN

Nilfisk Ltd
Taiwan Branch (H.K)
No. 5, Wan Fang Road
Taipei
Tel.: (+88) 6227 00 22 68
www.nilfisk.tw

THAILAND

Nilfisk Co. Ltd.
89 Soi Chokechai-Ruammitr
Viphavadee-Rangsit Road
Ladyao, Jatuchak, Bangkok 10900
Tel.: (+66) 2275 5630
www.nilfisk.co.th

TURKEY

Nilfisk A.S.
Serifali Mh. Bayraktar Bulv. Sehit Sk. No:7
Ümraniye, 34775 Istanbul
Tel.: +90 216 466 94 94
www.nilfisk.com.tr

UNITED ARAB EMIRATES

Nilfisk Middle East Branch
SAIF-Zone
P.O. Box 122298
Sharjah
Tel.: (+971) (0) 655-78813
www.nilfisk.com

UNITED KINGDOM

Nilfisk Ltd.
Nilfisk House, Bowerbank Way
Gilwilly Industrial Estate, Penrith
Cumbria CA11 9BQ
Tel.: (+44) (0) 1768 868995
www.nilfisk.co.uk

UNITED STATES

Nilfisk, Inc.
9435 Winnetka Ave N,
Brooklyn Park
Minnesota MN- 55442
www.nilfisk.com

VIETNAM

Nilfisk Vietnam
No. 51 Doc Ngu Str.
P. Vinh Phúc, Q.Ba Dinh
Hanoi
Tel.: (+84) 761 5642
www.nilfisk.com